



Iron Removal System

SPECIFICATIONS

Approx. Capacity	10,000,000 Gallons
Tank Material	Fiberglass
Backwash	Automatic
Media Type	Iron Removal
Media Amount	600 lbs.
Gravel (Quartz)	250 lbs.
Shipping Weight	2,400 lbs.
Space Required	L 40" x W 48" x H 95"

SYSTEM FLOWRATES

GALLONS PER MINUTE*

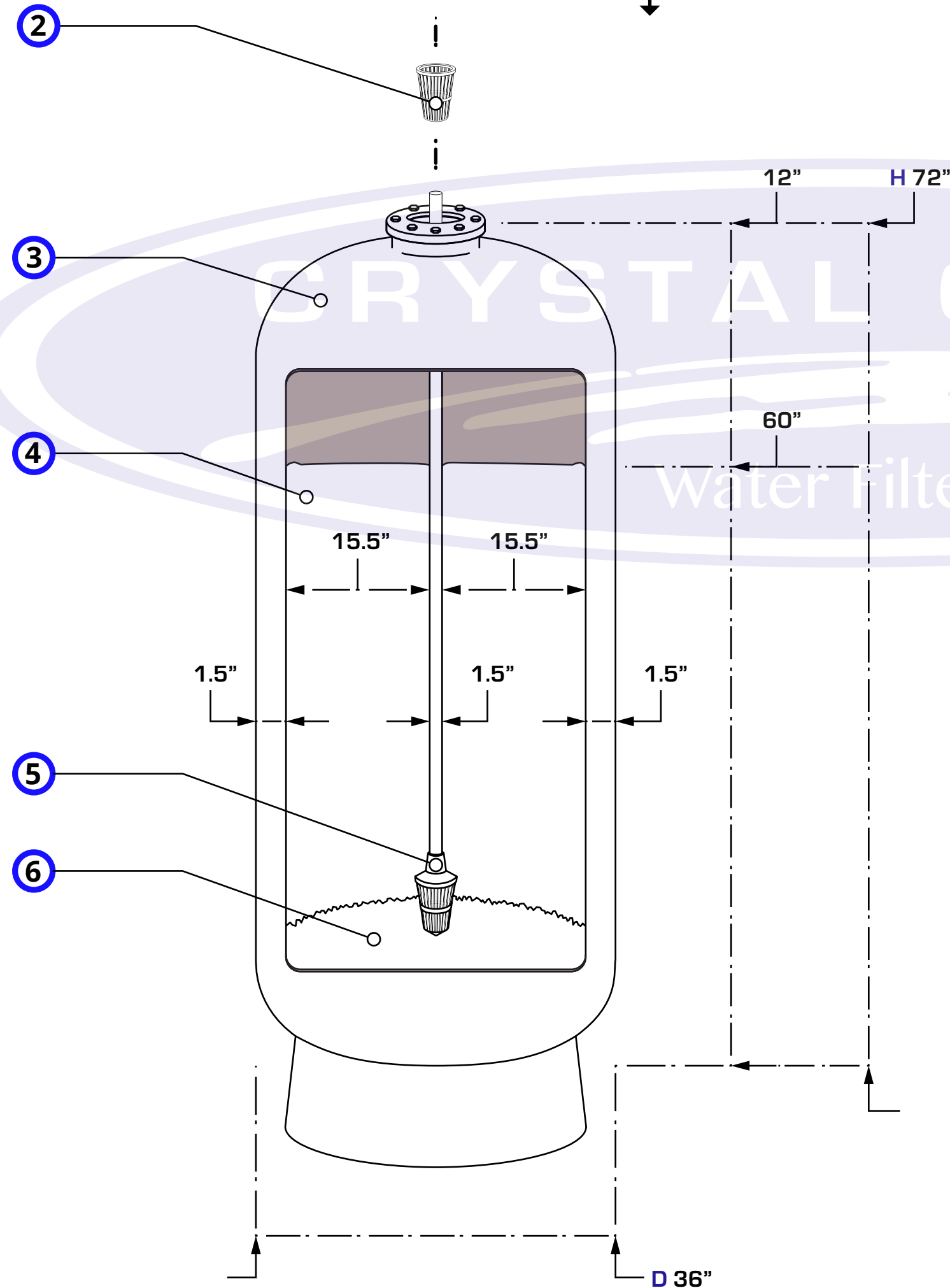
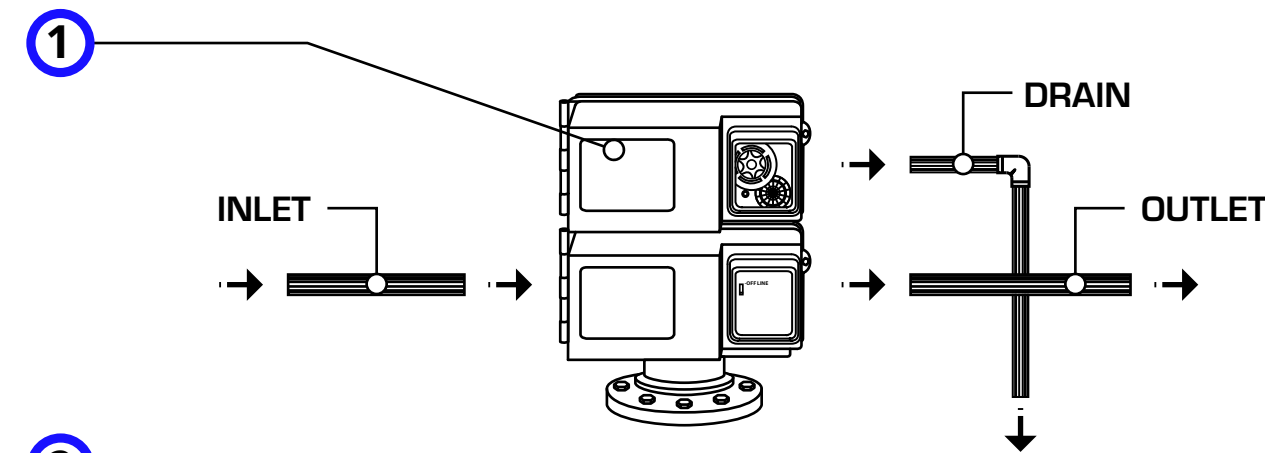
Service Flow	185 GPM
Peak Flow	250 GPM
Backwash Flow	35 GPM

STANDARD LINE/PORT SIZES

Inlet/Outlet	3"
Drain Port	2"
Brine Port	1"
Neck Opening	4"

COMPONENT LIST

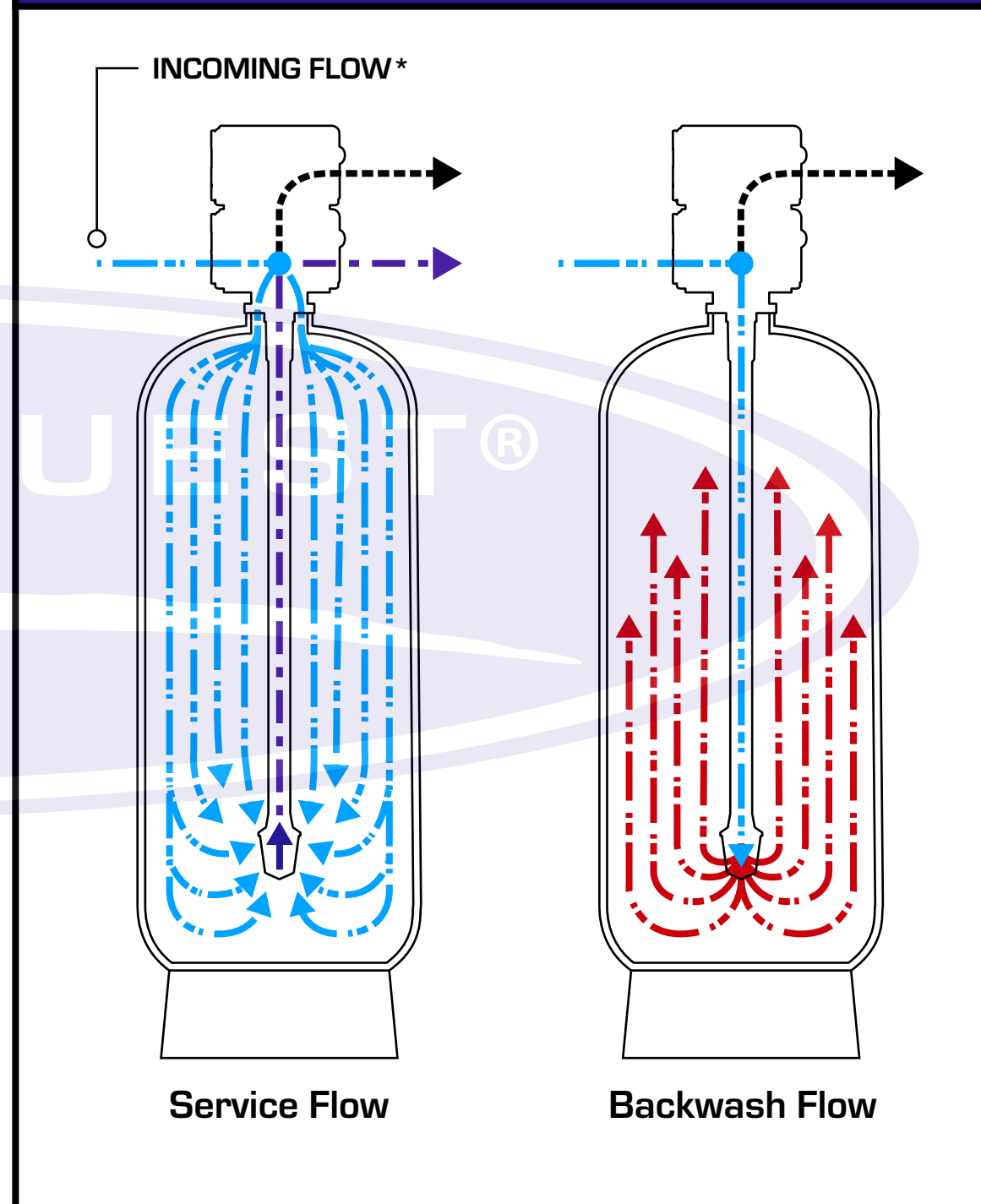
①	3900 Control Head	CQE-CV-03900
②	Top Distributor	CQE-PT-03105
③	20cu Resin Tank	CQE-PT-04013
④	Eagle Iron Oxide	CQE-RM-05010
⑤	Bottom Distributor	CQE-PT-03417
⑥	Quartz Support Bed	CQE-RM-05004
⑦	---	---
⑧	---	---
⑨	---	---
⑩	---	---



FLOW KEY

Influent Water Flow	
Filtered Water Flow	
Waste Water Flow	
Backwash Flow	

FLOW DIAGRAM



MEDIA SPECIFICATIONS

	Name	Iron Multimedia
	SKU	CQE-RM-05010
	Density	85 lbs per cu. ft.

CERTIFICATIONS



PHYSICAL CHARACTERISTICS

Approx. Color	Black/Gold
Granular Surface Area	12 x 40 Mesh

ORDER OF OPERATION:	PRODUCT SKU:	DIMENSIONS:	COMMENTS:
IRON REMOVAL SYSTEM	CQE-CO-02096	D 36" x H 72"	• CONNECTIONS ARE 3" STANDARD
---	---	---	THE INFORMATION CONTAINED IN THIS DRAWING IS THE SOLE PROPERTY OF CRYSTAL QUEST. ANY REPRODUCTION IN PART OR AS A WHOLE WITHOUT THE WRITTEN PERMISSION OF CRYSTAL QUEST IS STRICTLY PROHIBITED.
---	---	---	
---	---	---	
---	---	---	
---	---	---	

UNLESS OTHERWISE SPECIFIED:		DATE: 04/25/2019 DRAWN BY: DUSTIN	
DIMENSIONS ARE IN INCHES. DRAWING IS NOT TO SCALE.		TITLE: 20 CUBE/185 GPM COMMERCIAL IRON REMOVAL WATER FILTRATION SYSTEM	
DIMENSION KEY:			
L		LENGTH	SIZE C DWG. NO. 1 REV # A
W		WIDTH	
H		HEIGHT	
D		DIAMETER	
SCALE: 1:20		WEIGHT:	SHEET 1 OF 1